


## Radish

Spring radishes have crisp, pungent roots that are small, globe-shaped and white, pink or red.

They are easy to grow and mature quickly — a good crop for kids to try! Sow seeds in the garden in early spring, making successive plantings to extend the harvest. Thin to 1" apart. Pull up the whole plant when the radishes are the right size for eating.

When purchasing radishes with the leaves attached, look for bunches with crisp, green leaves as these can be added to salads. Roots 1 inch or less in diameter will have a mild flavor and not be woody.

Radishes are a good source of vitamin C and potassium.



Provided by  
[wimastergardener.org](http://wimastergardener.org)




## Radish

Spring radishes have crisp, pungent roots that are small, globe-shaped and white, pink or red.

They are easy to grow and mature quickly — a good crop for kids to try! Sow seeds in the garden in early spring, making successive plantings to extend the harvest. Thin to 1" apart. Pull up the whole plant when the radishes are the right size for eating.

When purchasing radishes with the leaves attached, look for bunches with crisp, green leaves as these can be added to salads. Roots 1 inch or less in diameter will have a mild flavor and not be woody.

Radishes are a good source of vitamin C and potassium.



Provided by  
[wimastergardener.org](http://wimastergardener.org)




## Radish

Spring radishes have crisp, pungent roots that are small, globe-shaped and white, pink or red.

They are easy to grow and mature quickly — a good crop for kids to try! Sow seeds in the garden in early spring, making successive plantings to extend the harvest. Thin to 1" apart. Pull up the whole plant when the radishes are the right size for eating.

When purchasing radishes with the leaves attached, look for bunches with crisp, green leaves as these can be added to salads. Roots 1 inch or less in diameter will have a mild flavor and not be woody.

Radishes are a good source of vitamin C and potassium.



Provided by  
[wimastergardener.org](http://wimastergardener.org)




## Radish

Spring radishes have crisp, pungent roots that are small, globe-shaped and white, pink or red.

They are easy to grow and mature quickly — a good crop for kids to try! Sow seeds in the garden in early spring, making successive plantings to extend the harvest. Thin to 1" apart. Pull up the whole plant when the radishes are the right size for eating.

When purchasing radishes with the leaves attached, look for bunches with crisp, green leaves as these can be added to salads. Roots 1 inch or less in diameter will have a mild flavor and not be woody.

Radishes are a good source of vitamin C and potassium.



Provided by  
[wimastergardener.org](http://wimastergardener.org)



## Additional Resources

### Radish

- UW-Extension Publication A3686, *Growing Carrots, Beets, Radishes, and Other Root Crops in Wisconsin*, at <http://learningstore.uwex.edu/Growing-Carrots-Beets-Radishes-and-Other-Root-Crops-in-Wisconsin-P525.aspx>
- UW-Extension Pub. A1989, *The Vegetable Garden*, at <http://learningstore.uwex.edu/Vegetable-Garden-The-P518.aspx>

## Additional Resources

### Radish

- UW-Extension Publication A3686, *Growing Carrots, Beets, Radishes, and Other Root Crops in Wisconsin*, at <http://learningstore.uwex.edu/Growing-Carrots-Beets-Radishes-and-Other-Root-Crops-in-Wisconsin-P525.aspx>
- UW-Extension Pub. A1989, *The Vegetable Garden*, at <http://learningstore.uwex.edu/Vegetable-Garden-The-P518.aspx>

## Additional Resources

### Radish

- UW-Extension Publication A3686, *Growing Carrots, Beets, Radishes, and Other Root Crops in Wisconsin*, at <http://learningstore.uwex.edu/Growing-Carrots-Beets-Radishes-and-Other-Root-Crops-in-Wisconsin-P525.aspx>
- UW-Extension Pub. A1989, *The Vegetable Garden*, at <http://learningstore.uwex.edu/Vegetable-Garden-The-P518.aspx>

## Additional Resources

### Radish

- UW-Extension Publication A3686, *Growing Carrots, Beets, Radishes, and Other Root Crops in Wisconsin*, at <http://learningstore.uwex.edu/Growing-Carrots-Beets-Radishes-and-Other-Root-Crops-in-Wisconsin-P525.aspx>
- UW-Extension Pub. A1989, *The Vegetable Garden*, at <http://learningstore.uwex.edu/Vegetable-Garden-The-P518.aspx>

## Radish

Spring radishes have crisp, pungent roots that are small, globe-shaped and white, pink or red.

They are easy to grow and mature quickly — a good crop for kids to try! Sow seeds in the



garden in early spring, making successive plantings to extend the harvest. Thin to 1" part. Pull up the whole plant when the radishes are the right size for eating.

When purchasing radishes with the leaves attached, look for bunches

with crisp, green leaves as these can be added to salads. Roots 1 inch or less in diameter will have a mild flavor and not be woody.

Radishes are a good source of vitamin C and potassium.

*Provided by*

[wimastergardener.org](http://wimastergardener.org)



## Radish

Spring radishes have crisp, pungent roots that are small, globe-shaped and white, pink or red.

They are easy to grow and mature quickly — a good crop for kids to try! Sow seeds in the



garden in early spring, making successive plantings to extend the harvest. Thin to 1" part. Pull up the whole plant when the radishes are the right size for eating.

When purchasing radishes with the leaves attached, look for bunches

with crisp, green leaves as these can be added to salads. Roots 1 inch or less in diameter will have a mild flavor and not be woody.

Radishes are a good source of vitamin C and potassium.

*Provided by*

[wimastergardener.org](http://wimastergardener.org)



## Radish

Spring radishes have crisp, pungent roots that are small, globe-shaped and white, pink or red.

They are easy to grow and mature quickly — a good crop for kids to try! Sow seeds in the



garden in early spring, making successive plantings to extend the harvest. Thin to 1" part. Pull up the whole plant when the radishes are the right size for eating.

When purchasing radishes with the leaves attached, look for bunches

with crisp, green leaves as these can be added to salads. Roots 1 inch or less in diameter will have a mild flavor and not be woody.

Radishes are a good source of vitamin C and potassium.

*Provided by*

[wimastergardener.org](http://wimastergardener.org)



## Radish

Spring radishes have crisp, pungent roots that are small, globe-shaped and white, pink or red.

They are easy to grow and mature quickly — a good crop for kids to try! Sow seeds in the



garden in early spring, making successive plantings to extend the harvest. Thin to 1" part. Pull up the whole plant when the radishes are the right size for eating.

When purchasing radishes with the leaves attached, look for bunches

with crisp, green leaves as these can be added to salads. Roots 1 inch or less in diameter will have a mild flavor and not be woody.

Radishes are a good source of vitamin C and potassium.

*Provided by*

[wimastergardener.org](http://wimastergardener.org)

