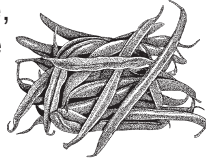


Green Beans

This tender warm season annual used to be called string beans because of the tough string running the length of the pod. Breeding has eliminated the string, and now the pods “snap” when broken giving rise to the name snap beans.

There are both bush and pole types. Pods may be oval, round and or flat and come in a range of colors including green, yellow, purple or red splotched. Bush beans produce most of their pods at the same time, and are usually earlier than pole types. Pole beans set pods on continually growing vines over a long period of time.



Plant bean seeds directly in the garden after the last frost when soil temperature is above 50°F. Planting every 2-3 weeks to extend the harvest.

Pick fresh beans 14-18 days after full bloom, when pods are tender and seeds are not fully expanded.

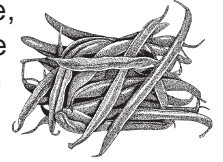
Provided by
wimastergardener.org



Green Beans

This tender warm season annual used to be called string beans because of the tough string running the length of the pod. Breeding has eliminated the string, and now the pods “snap” when broken giving rise to the name snap beans.

There are both bush and pole types. Pods may be oval, round and or flat and come in a range of colors including green, yellow, purple or red splotched. Bush beans produce most of their pods at the same time, and are usually earlier than pole types. Pole beans set pods on continually growing vines over a long period of time.



Plant bean seeds directly in the garden after the last frost when soil temperature is above 50°F. Planting every 2-3 weeks to extend the harvest.

Pick fresh beans 14-18 days after full bloom, when pods are tender and seeds are not fully expanded.

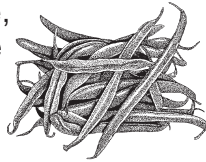
Provided by
wimastergardener.org



Green Beans

This tender warm season annual used to be called string beans because of the tough string running the length of the pod. Breeding has eliminated the string, and now the pods “snap” when broken giving rise to the name snap beans.

There are both bush and pole types. Pods may be oval, round and or flat and come in a range of colors including green, yellow, purple or red splotched. Bush beans produce most of their pods at the same time, and are usually earlier than pole types. Pole beans set pods on continually growing vines over a long period of time.



Plant bean seeds directly in the garden after the last frost when soil temperature is above 50°F. Planting every 2-3 weeks to extend the harvest.

Pick fresh beans 14-18 days after full bloom, when pods are tender and seeds are not fully expanded.

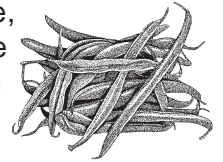
Provided by
wimastergardener.org



Green Beans

This tender warm season annual used to be called string beans because of the tough string running the length of the pod. Breeding has eliminated the string, and now the pods “snap” when broken giving rise to the name snap beans.

There are both bush and pole types. Pods may be oval, round and or flat and come in a range of colors including green, yellow, purple or red splotched. Bush beans produce most of their pods at the same time, and are usually earlier than pole types. Pole beans set pods on continually growing vines over a long period of time.



Plant bean seeds directly in the garden after the last frost when soil temperature is above 50°F. Planting every 2-3 weeks to extend the harvest.

Pick fresh beans 14-18 days after full bloom, when pods are tender and seeds are not fully expanded.

Provided by
wimastergardener.org



Additional Resources

Green Beans

- UW-Extension Publication A3685, *Growing Beans and Peas in Wisconsin*, at <http://learningstore.uwex.edu/Growing-Beans-and-Peas-in-Wisconsin-P516.aspx>
- UW-Extension Pub. A1989, *The Vegetable Garden*, at <http://learningstore.uwex.edu/Vegetable-Garden-The-P518.aspx>

Additional Resources

Green Beans

- UW-Extension Publication A3685, *Growing Beans and Peas in Wisconsin*, at <http://learningstore.uwex.edu/Growing-Beans-and-Peas-in-Wisconsin-P516.aspx>
- UW-Extension Pub. A1989, *The Vegetable Garden*, at <http://learningstore.uwex.edu/Vegetable-Garden-The-P518.aspx>

Additional Resources

Green Beans

- UW-Extension Publication A3685, *Growing Beans and Peas in Wisconsin*, at <http://learningstore.uwex.edu/Growing-Beans-and-Peas-in-Wisconsin-P516.aspx>
- UW-Extension Pub. A1989, *The Vegetable Garden*, at <http://learningstore.uwex.edu/Vegetable-Garden-The-P518.aspx>

Additional Resources

Green Beans

- UW-Extension Publication A3685, *Growing Beans and Peas in Wisconsin*, at <http://learningstore.uwex.edu/Growing-Beans-and-Peas-in-Wisconsin-P516.aspx>
- UW-Extension Pub. A1989, *The Vegetable Garden*, at <http://learningstore.uwex.edu/Vegetable-Garden-The-P518.aspx>

Green Beans

This tender warm season annual used to be called string beans because of the tough string running the length of the pod. Breeding has eliminated the string, and now the pods “snap” when broken giving rise to the name snap beans.

There are both bush and pole types. Pods may be oval, round and or flat and come in a range of colors including green, yellow, purple or red splotched. Bush beans produce most of their pods at the same time, and are usually earlier than pole types. Pole beans set pods on continually growing vines over a long period of time.



Plant bean seeds directly in the garden after the last frost when soil temperature is above 50°F. Planting every 2-3 weeks to extend the harvest.

Pick fresh beans 14-18 days after full bloom, when pods are tender and seeds are not fully expanded.

Provided by
wimastergardener.org



Green Beans

This tender warm season annual used to be called string beans because of the tough string running the length of the pod. Breeding has eliminated the string, and now the pods “snap” when broken giving rise to the name snap beans.

There are both bush and pole types. Pods may be oval, round and or flat and come in a range of colors including green, yellow, purple or red splotched. Bush beans produce most of their pods at the same time, and are usually earlier than pole types. Pole beans set pods on continually growing vines over a long period of time.



Plant bean seeds directly in the garden after the last frost when soil temperature is above 50°F. Planting every 2-3 weeks to extend the harvest.

Pick fresh beans 14-18 days after full bloom, when pods are tender and seeds are not fully expanded.

Provided by
wimastergardener.org



Green Beans

This tender warm season annual used to be called string beans because of the tough string running the length of the pod. Breeding has eliminated the string, and now the pods “snap” when broken giving rise to the name snap beans.

There are both bush and pole types. Pods may be oval, round and or flat and come in a range of colors including green, yellow, purple or red splotched. Bush beans produce most of their pods at the same time, and are usually earlier than pole types. Pole beans set pods on continually growing vines over a long period of time.



Plant bean seeds directly in the garden after the last frost when soil temperature is above 50°F. Planting every 2-3 weeks to extend the harvest.

Pick fresh beans 14-18 days after full bloom, when pods are tender and seeds are not fully expanded.

Provided by
wimastergardener.org



Green Beans

This tender warm season annual used to be called string beans because of the tough string running the length of the pod. Breeding has eliminated the string, and now the pods “snap” when broken giving rise to the name snap beans.

There are both bush and pole types. Pods may be oval, round and or flat and come in a range of colors including green, yellow, purple or red splotched. Bush beans produce most of their pods at the same time, and are usually earlier than pole types. Pole beans set pods on continually growing vines over a long period of time.



Plant bean seeds directly in the garden after the last frost when soil temperature is above 50°F. Planting every 2-3 weeks to extend the harvest.

Pick fresh beans 14-18 days after full bloom, when pods are tender and seeds are not fully expanded.

Provided by
wimastergardener.org

